


NATIONAL FERTILIZER CORPORATION OF PAKISTAN (PRIVATE) LIMITED
 STATEMENT OF FINANCIAL POSITION
 AS AT JUNE 30, 2020

	Note	2020 Rupees	Restated 2019 Rupees	Restated 2018 Rupees
ASSETS				
NON-CURRENT ASSETS				
Property, plant and equipment	4	39,558,704	42,874,358	40,968,813
Investment in subsidiaries-at cost	5	46,231,250	46,231,250	46,231,250
Investment in associates-at cost	6	271,140,400	24,110,800	24,110,800
Financial assets -at fair value through other comprehensive income	7	234,021,036	421,233,180	540,254,967
Long term loans-secured and considered good	8	16,495,647	16,828,313	18,274,069
Receivable from WAPDA	9	263,937,350	263,937,350	263,937,350
Security deposits		474,331	474,331	474,331
Staff retirement benefits	10	29,967,647	29,319,136	16,519,886
Deferred tax asset	11	9,676,261	8,010,919	10,911,359
		911,502,626	853,019,637	961,682,825
CURRENT ASSETS				
Consumable stores		440,190	346,996	391,553
Loans, advances, prepayments and other receivables	12	169,039,219	197,698,119	131,592,746
Short term investments-at amortized cost	13	4,033,743,737	2,899,195,657	2,833,030,583
Accrued interest on short term investments		114,880,715	40,972,774	24,846,049
Short term investments for projects	14	1,010,054,996	1,918,729,207	1,775,827,472
Cash and bank balances	15	10,677,997	9,886,013	134,930,844
		5,338,836,854	5,066,828,766	4,900,619,247
TOTAL ASSETS		6,250,339,480	5,919,848,403	5,862,302,072

The annexed notes from 1 to 37 form an integral part of these financial statements.



Chief Executive Officer




Chairman / Director

NATIONAL FERTILIZER CORPORATION OF PAKISTAN (PRIVATE) LIMITED
 STATEMENT OF FINANCIAL POSITION
 AS AT JUNE 30, 2020

	Note	2020 Rupees	Restated 2019 Rupees	Restated 2018 Rupees
EQUITY AND LIABILITIES				
SHARE CAPITAL AND RESERVES				
Issued, subscribed and paid up capital	16	1,058,814,190	1,058,814,190	1,058,814,190
Reserves	17	4,735,156,153	4,474,039,309	4,584,827,095
Unappropriated profit		276,172,492	210,038,851	62,415,316
		<u>6,070,142,835</u>	<u>5,742,892,350</u>	<u>5,706,056,601</u>
NON-CURRENT LIABILITIES				
Provisions	18	58,601,090	52,484,903	48,473,930
Security deposits		139,000	139,000	139,000
		<u>58,740,090</u>	<u>52,623,903</u>	<u>48,612,930</u>
CURRENT LIABILITIES				
Accrued, other liabilities and payables	19	94,700,634	94,069,366	92,791,463
Provision for taxation-net	20	18,014,637	21,275,358	4,126,615
Due to subsidiaries	21	8,741,284	8,987,426	10,714,463
		<u>121,456,555</u>	<u>124,332,150</u>	<u>107,632,541</u>
TOTAL EQUITY AND LIABILITIES		<u>6,250,339,480</u>	<u>5,919,848,403</u>	<u>5,862,302,072</u>
CONTINGENCIES AND COMMITMENTS	22			

The annexed notes from 1 to 37 form an integral part of these financial statements.



 Chief Executive Officer


 Chairman / Director

NATIONAL FERTILIZER CORPORATION OF PAKISTAN (PRIVATE) LIMITED
 STATEMENT OF PROFIT OR LOSS AND OTHER COMPREHENSIVE INCOME
 FOR THE YEAR ENDED JUNE 30, 2020

	Note	2020 Rupees	Restated 2019 Rupees
Income			
Dividend	23	6,123,289	8,316,893
Profit on bank deposits and short term investments		638,421,847	435,632,406
Other income	24	18,333,482	23,044,199
		662,878,618	466,993,498
Expenses			
Administrative and general expenses	25	148,272,685	189,544,731
Financial charges		56,013	69,651
		148,328,698	189,614,382
Profit before taxation		514,549,920	277,379,116
Taxation	26	148,416,279	79,755,581
Net profit after taxation		366,133,641	197,623,535
Other Comprehensive income			
Other comprehensive income that may be reclassified to profit or loss in subsequent periods		-	-
Other comprehensive income that may not be reclassified to profit or loss in subsequent periods;		-	-
Remeasurement gain / (loss) on defined benefit obligation/asset - net of tax		1,298,988	8,234,001
Unrealized gain / (loss) on investments categorized as "Available for sale"		59,817,856	(119,021,787)
Total other comprehensive income / (loss) for the year		61,116,844	(110,787,786)
Total comprehensive income for the year		427,250,485	86,835,749

The annexed notes from 1 to 37 form an integral part of these financial statements.


 Chief Executive Officer


 Chairman / Director