



NATIONAL FERTILIZER CORPORATION OF PAKISTAN (PRIVATE) LIMITED
 STATEMENT OF FINANCIAL POSITION
 AS AT JUNE 30, 2022

	Note	2022 Rupees	2021 Rupees
ASSETS			
NON-CURRENT ASSETS			
Property, plant and equipment	4	42,413,269	44,030,772
Investment in subsidiary	5	1,231,250	1,231,250
Investment in associated companies	6	271,140,400	271,140,400
Financial assets at fair value through other comprehensive income	7	292,901,410	255,294,251
Long term loans - secured	8	12,847,535	16,883,446
Long term receivables	9	263,937,350	263,937,350
Security deposits		474,331	474,331
Staff retirement benefits	10	17,370,105	34,873,372
Deferred tax asset	11	19,762,555	9,683,012
		<u>922,078,205</u>	<u>897,548,184</u>
CURRENT ASSETS			
Consumable stores		284,087	92,144
Loans, advances, prepayments and other receivables	12	9,778,135	7,304,679
Short term investments	13	4,340,215,642	4,106,333,661
Accrued interest on short term investments		97,545,756	80,885,528
Short term investments for project	14	1,154,740,434	1,064,297,282
Cash and bank balances	15	9,682,963	161,040,949
		<u>5,612,247,017</u>	<u>5,419,954,243</u>
TOTAL ASSETS		<u><u>6,534,325,222</u></u>	<u><u>6,317,502,427</u></u>

The annexed notes, from 1 to 36, form an integral part of these financial statements.



 Chief Executive Officer




 Director

NATIONAL FERTILIZER CORPORATION OF PAKISTAN (PRIVATE) LIMITED
STATEMENT OF FINANCIAL POSITION
AS AT JUNE 30, 2022

	2022	2021
Note	Rupees	Rupees
EQUITY AND LIABILITIES		
SHARE CAPITAL AND RESERVES		
Issued, subscribed and paid up capital	16 1,058,814,190	1,058,814,190
Reserves	17 5,188,150,553	5,017,408,663
Unappropriated profit	165,187,849	145,941,531
	<u>6,412,152,592</u>	<u>6,222,164,384</u>
NON-CURRENT LIABILITIES		
Provisions	18 80,280,779	63,877,022
Security deposits	100,000	100,000
	<u>80,380,779</u>	<u>63,977,022</u>
CURRENT LIABILITIES		
Accrued, other liabilities and payables	19 12,068,777	11,719,049
Due to subsidiary	20 7,541,219	7,833,478
Provision for taxation-net	21 22,181,855	11,808,494
	<u>41,791,851</u>	<u>31,361,021</u>
TOTAL EQUITY AND LIABILITIES	<u><u>6,534,325,222</u></u>	<u><u>6,317,502,427</u></u>
CONTINGENCIES AND COMMITMENTS	22	

The annexed notes, from 1 to 36, form an integral part of these financial statements.



Chief Executive Officer



Director


NATIONAL FERTILIZER CORPORATION OF PAKISTAN (PRIVATE) LIMITED
STATEMENT OF COMPREHENSIVE INCOME
FOR THE YEAR ENDED JUNE 30, 2022

	Note	2022 Rupees	2021 Rupees
Income			
Dividend income	23	7,701,859	5,192,414
Profit on bank deposits and short term investments		500,911,690	401,195,113
Other income	24	507,242	83,869,286
		509,120,791	490,256,813
Expenses			
Administrative and general expenses	25	138,692,254	136,436,354
Loss on disposal of subsidiaries		-	45,000,000
Financial charges		30,502	31,297
		(138,722,756)	(181,467,651)
Profit before taxation		370,398,035	308,789,162
Taxation	26	(106,151,717)	(89,020,123)
Net profit after taxation		264,246,318	219,769,039
Other comprehensive income			
Other comprehensive income that may be reclassified to profit or loss in subsequent periods			
Other comprehensive income that may not to be reclassified to profit or loss in subsequent periods;			
Remeasurement gain / (loss) on defined benefit obligation/asset - net of tax		(11,865,269)	6,229,798
Unrealized gain / (loss) on investments at fair value through other comprehensive income		37,607,159	21,273,215
Total other comprehensive income / (loss) for the year		25,741,890	27,503,013
Total comprehensive income for the year		289,988,208	247,272,052

The annexed notes, from 1 to 36, form an integral part of these financial statements.



Chief Executive Officer



Director