


**NATIONAL FERTILIZER CORPORATION OF PAKISTAN (PRIVATE) LIMITED**

**Statement of Financial Position**


As at June 30, 2018

		2018 Rupees	2017 Rupees
<b>Assets</b>			
<b>Non-current assets</b>			
Property and equipment	4	52,754,502	51,258,720
Investment in subsidiaries - at cost	5	46,231,250	46,231,250
Investment in associates - at cost	6	24,110,800	24,110,800
Other long term investments	7	540,254,967	720,865,237
Long term loans and advances	8	18,274,069	20,659,614
Security deposits		474,331	474,331
<b>Non-current assets</b>		<b>682,099,919</b>	<b>863,599,952</b>
<b>Current assets</b>			
Stock - stationery		391,553	445,445
Loans, advances, prepayments and other receivables	9	125,550,138	59,933,231
Receivable from subsidiaries	10	6,042,608	4,212,993
Receivable from WAPDA	11	263,937,350	263,937,350
Short term investments - held to maturity	12	2,833,030,583	3,113,543,241
Accrued interest on short term investments		24,846,049	19,616,975
Short term investments for projects	13	1,775,827,472	1,685,996,852
Income tax refundable - net		-	4,499,290
Cash and bank balances	14	134,930,844	30,572,031
<b>Current assets</b>		<b>5,164,556,597</b>	<b>5,182,757,408</b>
<b>Total assets</b>		<b>5,846,656,516</b>	<b>6,046,357,360</b>

GAAR



Chief Executive Officer



Chairman / Director

**NATIONAL FERTILIZER CORPORATION OF PAKISTAN (PRIVATE) LIMITED**


**Statement of Financial Position**  
**As at June 30, 2018**

		2018 Rupees	2017 Rupees
<b>Equity and liabilities</b>			
<b>Equity</b>			
<b>Share capital and reserves</b>			
Issued, subscribed and paid up capital	15	1,058,814,190	1,058,814,190
Reserves	16	4,573,263,175	4,753,873,445
Unappropriated profit		47,436,905	13,371,737
<b>Total equity</b>		<b>5,679,514,270</b>	<b>5,826,059,372</b>
<b>Liabilities</b>			
<b>Current</b>			
Accrued and other liabilities	17	141,265,393	208,266,710
Provision for taxation - net		15,023,390	-
Security deposits		139,000	139,000
Due to subsidiaries	18	10,714,463	11,892,278
<b>Current liabilities</b>		<b>167,142,246</b>	<b>220,297,988</b>
<b>Total liabilities</b>		<b>167,142,246</b>	<b>220,297,988</b>
<b>Total equity and liabilities</b>		<b>5,846,656,516</b>	<b>6,046,357,360</b>

**CONTINGENCIES AND COMMITMENTS** 19

The annexed notes from 1 to 31 form an integral part of these financial statements.

*GM*



Chief Executive Officer



Chairman / Director


**NATIONAL FERTILIZER CORPORATION OF PAKISTAN (PRIVATE) LIMITED**

**Statement of Profit or Loss and Other Comprehensive Income**  
**For the year ended June 30, 2018**

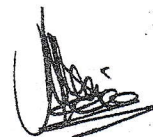
	Note	2018 Rupees	2017 Rupees
<b>Income</b>			
Dividend	20	11,537,391	19,407,432
Profit on bank deposits and short term investments		301,033,118	310,773,540
Other income	21	28,197,628	539,356
<b>Total Income</b>		<b>340,768,137</b>	<b>330,720,328</b>
<b>Expenses and other charges</b>			
Administrative and general expenses	22	(149,158,504)	(173,270,799)
Financial charges		(87,965)	(120,306)
<b>Total Expenses and other charges</b>		<b>(149,246,469)</b>	<b>(173,391,105)</b>
Profit before taxation		191,521,668	157,329,223
Taxation	23	(57,456,500)	(48,968,658)
<b>Net profit after taxation</b>		<b>134,065,168</b>	<b>108,360,565</b>
<b>Other Comprehensive income</b>			
Other comprehensive income that may be reclassified to profit or loss in subsequent periods			
Other comprehensive income that may not to be reclassified to profit or loss in subsequent periods;			
Unrealized (loss) / gain on investments categorized as 'available for sale' - net of tax		(180,610,270)	316,340,721
<b>Total other comprehensive (loss)/income for the year</b>		<b>(180,610,270)</b>	<b>316,340,721</b>
<b>Total comprehensive (loss)/income for the year</b>		<b>(46,545,102)</b>	<b>424,701,286</b>

The annexed notes from 1 to 31 form an integral part of these financial statements.

4/18



Chief Executive Officer



Chairman / Director